


Custom Vented Box Design

By Microsoft, Microsoft



Box Properties

--Description--

Name:

Type: Vented Box

Shape: Prism, square

--Box Parameters--

Vb = 74.53 liters

Fb = 42.89 Hz

F3 = 40.85 Hz

Fill = minimal

--Vents--

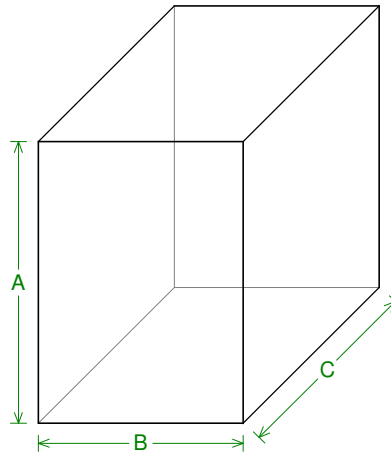
No. of Vents = 2

Vent shape = round

Vent ends = one flush

Dv = 106 mm

Lv = 300 mm



--External Dimensions--

A = 550 mm

B = 400 mm

C = 500 mm

--Internal Dimensions--

A = 514 mm

B = 364 mm

C = 424 mm

--Wall Thickness--

Front = 58 mm

Side = 18 mm

Driver Properties

--Description--

Name:

Type: Standard one-way driver

--Configuration--

No. of Drivers = 1

--Driver Parameters--

Fs = 41.97 Hz

Qms = 7.28

Vas = 62.34 liters

Xmax = 14.25 mm

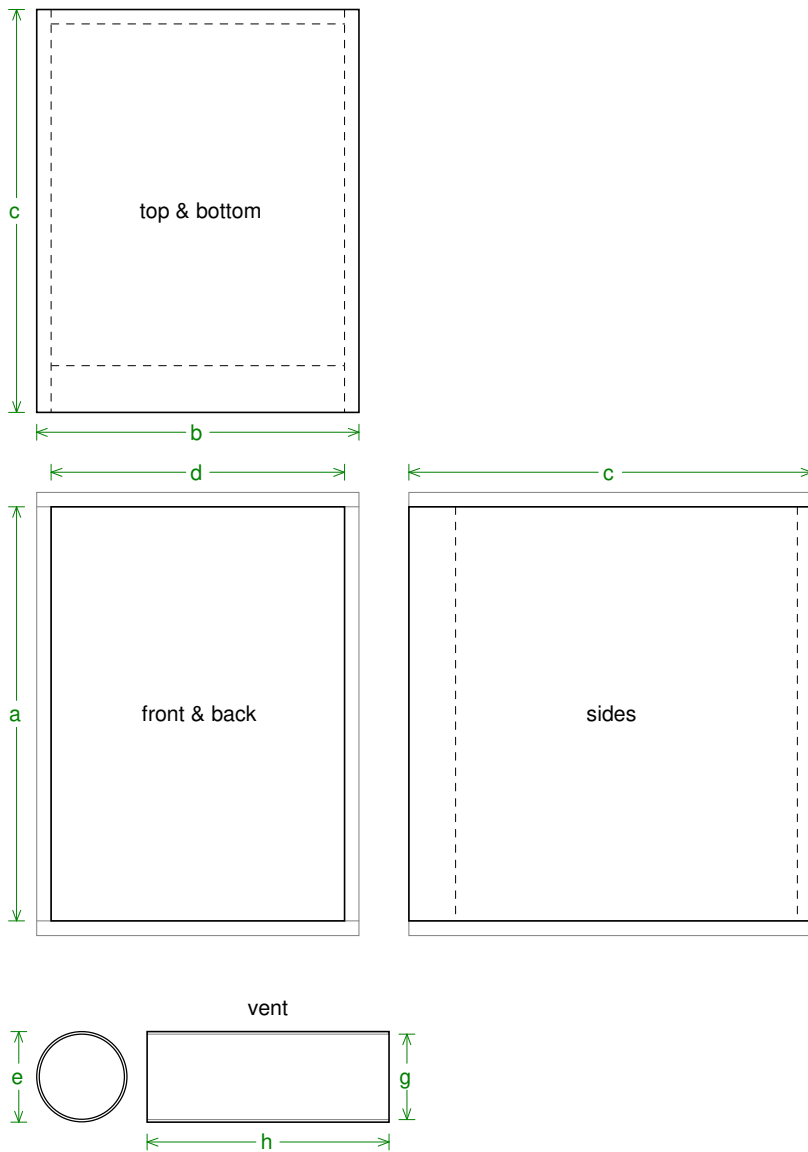
Sd = 514.7 sq.cm

Qes = 0.331

Re = 6 ohms

Z = 8 ohms

Pe = 600 watts



Box Parts

--Square Prism Box Parts--

- 1 Top, 1 Bottom: depth (c) = 500 mm
width (b) = 400, thickness = 18 mm
- 1 Front: height (a) = 514 mm
width (d) = 364, thickness = 58 mm
- 1 Back: height (a) = 514 mm
width (d) = 364, thickness = 18 mm
- 2 Sides: height (a) = 514 mm
depth (c) = 500, thickness = 18 mm

--Vent Parts--

- 2 Ducts: outside diameter (e) = 112.4 mm
inside diameter (g) = 106 mm
length (h) = 300 mm

--Driver Mounting-- Mounting:



Wiring Diagram

